

EMERGENCY WITH 90° Light Cutoff Shield

80-WP-EM01-PC-90
8⁷/₈" Square

Rustproof Vandal-Resistant Wall Luminaire
26 Watts Maximum
Light Cutoff Shield and Photo Control System



The lens, internal reflector, orientation of two lamps, and the light cutoff shield in this industry-unique wall-pack luminaire are designed to produce optimal light along side and lower portion of a wall during normal operation or in emergency mode. **90° Light Cutoff Shield.** Photo Control with AC power activates one of two PLT fluorescent lamps. The Emergency System activates the other lamp dedicated to turn on during a power outage. Engineered with materials offering the **highest resistance to rust, corrosion, and impact.** The **polycarbonate** housing is lightweight for easy installation and is non-conductive for user safety during installation and relamping. Smooth exterior lens allows ease of cleaning, clear prismatic interior for optimal lumen output, rounded corners for increased impact strength and user safety. Ideally suited as security or aesthetic lighting for the interior/exterior walls of commercial and industrial buildings, schools, hospitals, public housing, and government installations. **PLT lamps are four pin. Minimum starting temperature in PC mode is 0°F (-18°C); minimum starting temperature in emergency operation is -4°F (-20°C).**

Specifications

| | |
|--------------------|---|
| Lens: | One piece, Clear Prismatic, injection molded of UV-stabilized polycarbonate . Average thickness is 1/8". Smooth lens exterior for ease of cleaning, prismatic lens interior for optimal lumen output, rounded corners for increased impact strength and user safety. Masked with high temperature weather-resistant polyurethane paint in bronze or white. |
| Base Plate: | Rustproof .063" 5052 H-32 tempered marine-grade aluminum. |
| Housing: | Injection molded of UV-stabilized reinforced polycarbonate in bronze or white. Rear knockout for supply wire. Available with up to four threaded connections and plugs suitable for 1/2" conduit (specify connection positions). |
| Gasket: | Lens gasket and mounting gasket are closed-cell neoprene rubber. |
| Socket: | Four pin. 75W, 600V for GX24Q base. |
| Reflector: | Highly reflective anodized aluminum finish faces toward lamps for optimal light efficiency. |

ETL-US Listed For Damp or Wet Locations.

All polycarbonate components meet Underwriters Laboratories 746C tests for polymeric material and carry a flammability rating of 94HB or better on lenses and the superior 94-5V rating on housings.

Luminaire Type _____
Catalog Number _____
Job Name _____
Approval _____



Specifications (continued)

| | |
|------------------|---|
| Lamps: | PLT four pin Electronic. |
| Ballast: | Electronic P rated, high power factor. Operates 120V or 277V. 0°F (-18°C) starting temperature. |
| Battery: | Nickel cadmium battery is maintenance free; life expectancy of 7-10 years; industry-standard 90-minute emergency operating time. Exterior indicator light reveals that battery is charging during normal operation of luminaire. During power interruption, one emergency-dedicated lamp will operate on battery. When power is restored, the AC-dedicated lamp operates on the ballast and the battery is recharged within 24 hours. Starting temperature is -4°F (-20°C). |
| Hardware: | Four stainless-steel 8-32 phillips truss head screws or tamperproof screws (TORX® type) attach lens to base plate. Mounting hardware included. |

WF Harris Lighting

Innovative Lighting Designs Since 1970

P.O. Box 5023, Monroe, NC 28111-5023, USA
(704) 283-7477 (OPERATOR ASSIST) • (704) 283-6880 (FAX)

(800) 842-9345 (TOLL FREE)

e-mail: customerservice@wfarris.com

www.wfharrislighting.com

"A Live Operator Company Standing Ready to Serve Your Lighting Needs"


EMERGENCY

Ordering Information (Fill In Blanks For Complete Catalog Number)

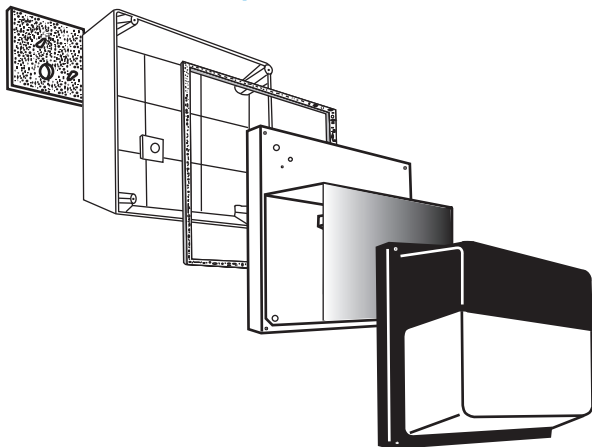
| 80-WP Model | - Housing Color | - 2-26 PLT Watts- Lamp | - HPF Power Factor | - 120/277 Volts | - EM01-PC Emergency and Photo Control | - DS 90° Light Cutoff Shield | - Options | - Conduit Connections |
|----------------|-----------------------|---------------------------------|-----------------------------|-----------------------|--|---------------------------------------|---|--|
| Model | Housing | Watts- Lamp | Power Factor | Volts | EM-PC | 90° Light Cutoff Shield | Options | Conduit Connections (specify locations) |
| 80-WP | HW-White HB-Bronze | 2-26-PLT | HPF | 120/277 ¹ | EM01-PC | DS | LP-Lamps TPS-Tamperproof Screws FS-Fuse and Holder WL-Wet Location Gasket | CRS-Right Side CLS-Left Side CT-Top CB-Bottom C4-All (Positions Based on Facing Fixture) |

¹No Need to Specify Voltage -- EM and PC will be wired for use with 120V or 277V.

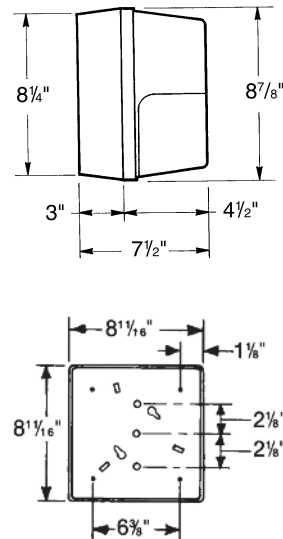
Accessories (Order Separately)

TPT-Tamperproof Screwdriver 

Exploded View



Dimensions



Specifications Subject to Change Without Notice

Luminaire is Warranted to be Free of Defects in Materials and Workmanship for One Year From Invoice Date.

**LENS, HOUSING, AND ALUMINUM BASE
PLATE CARRY A LIFETIME GUARANTEE.**



WF Harris Lighting

Innovative Lighting Designs Since 1970

P.O. Box 5023, Monroe, NC 28111-5023, USA
(704) 283-7477 (OPERATOR ASSIST) • (704) 283-6880 (FAX)
(800) 842-9345 (TOLL FREE)

e-mail: customerservice@wfharris.com
www.wfharrislighting.com