

# OPERATOR'S MANUAL

## Model 30-WL

### Portable LED Worklights


with or without  
**DAISY** or  
**Optional Battery Backup**  
which provides 90 minutes of  
continual use and resets  
when power is restored.

Thank you for choosing W. F. Harris Lighting, Inc. for your worklight needs! These worklights have been designed and engineered for years of reliable, dependable, high performance operation under most operating conditions.



DO NOT use this worklight until you have first read and understood this Operator's Manual.

For technical questions, please contact  
W. F. Harris Lighting, Inc. at 800.842.9345 (TOLL FREE).



30-WL-LED  
30-WL-LED-BB

30-WL-LED-DAISY

## TECHNICAL SPECIFICATIONS

PRODUCT NAME	TYPE	CORD	VOLTS	POWER CONSUMPTION
30-WL-LED	STANDARD	6FT 18-3 AWG SJTOW	120V	10W Maximum
30-WL-LED-BB	BATTERY BACKUP	6FT 18-3 AWG SJTOW	120V	14W Maximum
30-WL-LED-DAISY	DAISY	6FT 14-3 AWG SJOOW	120V	10W Maximum

PLEASE NOTE: Consult product label for actual model and power consumption information.

## SAVE THIS MANUAL FOR FUTURE REFERENCE

## TABLE OF CONTENTS

Introduction . . . . .	2
Warranty . . . . .	2
General Safety Rules . . . . .	3,4
Operation . . . . .	4
Maintenance . . . . .	4
Symbols . . . . .	5

## INTRODUCTION

These worklights have many features making this unit a rugged performer in your working operations. Safety, performance and dependability are high priorities in making this unit easy to use and maintain.

For additional job site safety, an optional Battery Backup version of this worklight is available. With this option, should the worklight lose AC power for any reason, the battery backup feature engages to provide continuous illumination for up to two (2) hours.

## WARRANTY

W. F. Harris Lighting, Inc., warrants all manufactured worklights to be free from defects in materials and workmanship when properly maintained, under normal use and service, for a period of one (1) year from date of shipment. In addition, a Lifetime Warranty begins from the date of shipment and continues in effect to cover the worklight lens and the housing should they become inoperable due to breakage. LED boards and drivers are warranted for a period of five (5) years from date of shipment. A worklight rendered inoperable will be repaired or replaced. The optional battery backup feature includes a nickel-cadmium battery which is warranted for five (5) years from date of shipment.

W. F. Harris Lighting, Inc. reserves the right to issue credit, repair or replace the defective worklight, lens or housing as its option, upon notification and confirmation by our sales representative. W. F. Harris Lighting, Inc., also reserves the right to examine the defective worklight if the defect is questionable and to deny the warranty herein for any product altered, improperly used or used in applications for which it is not intended.

A Returned Goods Authorization (RGA) number is required and the product may be returned directly to W. F. Harris Lighting, Inc., 4015 Airport Ext. Road, Monroe, NC 28110. A toll-free service number (800.842.9345) is provided for immediate resolution of any field problems encountered with W. F. Harris Lighting, Inc. products. All products shipped back to W. F. Harris Lighting, Inc. must be carefully and properly packed, and transportation and insurance must be prepaid.

W. F. Harris Lighting, Inc., is not responsible for damage

to products through natural disasters, natural aging, improper installation, maintenance, use, or attempts to operate the product above its rated capacity or voltage (intentionally or otherwise), or for unauthorized repairs. The yellowing of our polycarbonate lenses is part of the natural aging process and is not covered by this warranty. Failure to notify W. F. Harris Lighting, Inc., of unsatisfactory operation or any improper or unauthorized installation, maintenance, use, repairs, or adjustments, shall terminate this Warranty and shall relieve W. F. Harris Lighting, Inc., from any further responsibility hereunder. Destruction by such events as fire, natural disasters, painting the product, or acid coming into contact (intentionally or unintentionally) with the product are not covered by this warranty.

This Warranty does not cover and W. F. Harris Lighting, Inc., is not responsible for labor or freight costs incurred in connection with the installation, removal or replacement of worklights on the job site and will not honor consequential or incidental damages arising from the use of the worklight. W. F. Harris Lighting, Inc., agrees only to put into proper operating condition, or at the option of W. F. Harris Lighting, Inc., replace such worklight. The entire liability for W. F. Harris Lighting, Inc., of any claim of loss or damage resulting from a defective worklight is limited to the replacement of said worklight.

The foregoing warranty is exclusive of all other warranties and no other warranties of any kind are expressed or implied.

# IMPORTANT SAFETY INSTRUCTIONS

**⚠ WARNING!**

**READ AND UNDERSTAND ALL INSTRUCTIONS.**

Failure to follow all instructions listed below may result in electric shock, fire and/or serious personal injury.

**⚠ WARNING!**

When using electrical equipment, basic safety precautions should always be followed, including the following safety rules.

1. Before using this worklight, please read this Operator's Manual and observe the safety rules.
2. Make sure the power supply voltage matches the voltage rating shown on the worklight
3. Keep worklight out of reach of children or other untrained persons. The worklight must not be used by children or those not qualified to work with it. Worklights can be dangerous in the hands of untrained users. To reduce the risk of injury, close supervision is necessary when this worklight is used around children.
4. Do not use the worklight if the switch does not turn it on and off. Have the worklight repaired by a qualified W. F. Harris Lighting, Inc. service representative. Call 800.842.9345 and follow instructions provided.
5. Only a technician qualified by W. F. Harris Lighting, Inc. can service this worklight. Do not disassemble the worklight if it fails to function. Contact W. F. Harris Lighting, Inc. Customer Service at 800.842.9345 for service information.
6. To reduce the risk of electric shock when operating worklight outdoors, use only extension cords suitable for outdoor use.
7. The external metal features of the worklight are connected to earth ground. Avoid contact with energized terminals or ungrounded equipment. To avoid electrocution, do not hold worklight while performing work on energized equipment.
8. Do not abuse the cord. Never use the cord for carrying, pulling, or suspending the worklight. Unplug the power cord by grasping the body of the plug and pulling straight from the receptacle. Never unplug by pulling on the cord. Keep the cord away from heat, oil, sharp edges, and moving parts. Do not allow vehicle traffic to drive over the cord or allow the cord to be closed in doorways. Damaged or entangled cords increase the risk of electric shock. Check for frayed and broken wires and damage to the cord and plug before each use.
9. Do not use the worklight in wet conditions or expose worklight to rain. The worklight is not designed to be used in a manner that water may enter it. Under damp conditions, worklight must be used under protective overhead cover.
10. To reduce the risk of electrical shock, do not put worklight in water or other liquid. Do not place or store the worklight where it can fall or be pulled into a water-filled area.


11. Do not operate worklight near flammable liquids or in areas where there may be explosive atmospheres containing gases or dust. Switch operation may become source of ignition under these conditions.
12. Keep the worklight dry, clean, and free from oil and grease. Always use a clean cloth when cleaning. Never use brake fluids, gasoline, petroleum-based products, or any strong solvent to clean the worklight.
13. Do not overreach. Keep proper footing and balance at all times. Proper footing and balance enable better control of the worklight in unexpected situations. Do not use on a ladder or unstable support.

**⚠ WARNING!**

Do not use this worklight if a grounded receptacle is unavailable. Check with a qualified electrician if you are in doubt as to whether the outlet is properly grounded. Do not modify the plug provided with the worklight. Never remove the grounding prong from the plug. Do not use the worklight if the cord or plug is damaged. If damaged, have it repaired by a qualified technician before use. If the plug will not fit the outlet, have a proper outlet installed by a qualified electrician.

**Grounded Worklight with Three-Prong Plugs:**

Worklights equipped with a three-wire cord and a three-prong grounding plug must be connected to a properly grounded outlet (Figure A). In the unlikely event that the worklight should electrically malfunction, this type of grounding provides a low resistance path to carry electricity away from the user, reducing the risk of electric shock. Do not use grounding adapters with this worklight.



**Figure A**

When using the worklight outdoors, it must be connected to a GFCI-protected receptacle.

**Grounded Convenience Outlet: Daisy-Chain Configuration**

Some worklights are equipped with a pigtail-attached Grounded Convenience Outlet that can be used to daisy-chain up to 10 lights total or power one (1) electrical tool or accessory that consumes 10 Amps or less. When used in a daisy-chained configuration, the last GCO must be unconnected.

**One Maximum-Secure Magnet, 90 lb. Pull Weight**

Worklight includes a 3-3/16" magnet with a working temperature of 0°F — 176°F. Use care to not attach magnet to surface being worked that is above 176°F. Avoid injury by ensuring that no objects will be between the back of the worklight and any potential mounting surface.

# IMPORTANT SAFETY INSTRUCTIONS

## EXTENSION CORDS

If an extension cord is being used, W. F. Harris Lighting, Inc. worklights require a three-wire extension cord. As the distance from the supply outlet increases, you must use a heavier gauge extension cord as shown at right. Using extension cords with inadequately sized wire causes a drop in voltage, resulting in loss of power and possible worklight malfunction.

WORKLIGHT TYPE	CORD LENGTH	MINIMUM AWG
STANDARD	≤ 100 FT	18 AWG
STANDARD	100 FT - 150 FT	16 AWG
STANDARD	> 150 FT	NOT RECOMMENDED

## OPERATION

### **⚠ WARNING!**

The use of these worklights requires an understanding of the information on the product and in this Operator's Manual. Before use of this product, familiarize yourself with all operating features and safety rules.

- In order for the battery backup function to operate for the maximum duration, the worklight must be plugged into a 120V receptacle for a minimum of 48 hours. The battery will charge while the power switch is in the off position as indicated by the charge indicator light.
- To operate the worklight in AC mode, plug into a 120V 60Hz standard receptacle and turn the switch on.
- For units equipped with a battery backup, the battery backup feature is also controlled by the power switch. If the power switch is in the off position, the battery backup feature is also off.
- Use caution when attaching worklight to mounting surface. Do not put fingers between worklight and wall when mounting.
- Do not store your worklight in a damp or wet location. Do not store in locations where the temperature is less than 32°F or more than 100°F. Do not store worklights in vehicles or in outside sheds.

## MAINTENANCE

### **⚠ WARNING!**

Prior to performing any maintenance operation, the power cord must be disconnected and secured.

## CLEANING

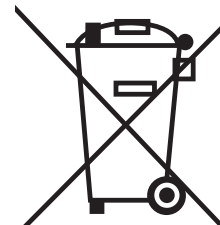
- The lens and housing may be cleaned with a soft cloth using mild soap solution.
- Care should be exercised to ensure that any dirt or grime on the lens not be permitted to scratch the lens.
- Commercially-available cleaning products that are specifically formulated for cleaning polycarbonate may also be used.
- Avoid using sprays directly on the housing of the product. Always lightly spray the cloth then wipe the worklight.

### **⚠ WARNING!**

Upon removal, cover the battery pack's terminals with heavy-duty adhesive tape. Do not attempt to destroy or disassemble battery pack or remove any of its components. Nickel-cadmium batteries must be recycled or disposed of properly. Also never touch both terminals with metal objects and/or body parts as short circuit may result. Keep away from children. Failure to comply with these warnings could result in fire and/or serious injury.






## BATTERY REPLACEMENT

- The battery is replaceable. Only qualified technicians should perform battery replacement. Contact W. F. Harris Lighting, Inc. Customer Service for information at 800.842.9345 or e-mail customerservice@wfharris.com.
- Battery disposal shall be in compliance with any local regulations that address the disposal of hazardous materials.
- Do not incinerate.




## SYMBOLS

Some of the following symbols may be used on these worklights. Please study these symbols and learn their meaning. Proper interpretation of them will allow you to operate these worklights better and safer.

SYMBOL	NAME	DESIGNATION / EXPLANATION
	Safety Alert	Precautions that involve your safety.
<b>V</b>	Volts	Voltage
<b>Amp</b>	Amperes	Electrical current
	Recycle Symbols	This product uses nickel-cadmium (NiCd) batteries. Local, state, or federal laws may prohibit disposal of batteries in ordinary trash. Consult your local waste authority for information regarding available recycling and/or disposal options.
	Do Not Trash	This product must not be disposed in any public trashing or garbage system where it might contaminate the environment.
	Wet Conditions Alert	Do not expose to rain or use in damp locations.
	Read The Operator's Manual	To reduce the risk of injury, user must read and understand Operator's Manual before using this product.

The following signal words and meanings are intended to explain the levels of risk associated with these worklights.

SYMBOL	SIGNAL	MEANING
	<b>WARNING!</b>	Indicates a potentially hazardous situation, which, if not avoided, could result in death or serious injury

**SAVE THIS MANUAL FOR FUTURE REFERENCE**

**W<sub>F</sub>Harris Lighting, Inc.<sup>TM</sup>**

Innovative Lighting Designs Since 1970

W. F. Harris Lighting, Inc. • 4015 Airport Ext. Road • Monroe, N.C. USA 28110

704.283.7477 (HEADQUARTERS) • 800.842.9345 (TOLL FREE)

www.wfharrislighting.com • customerservice@wfharris.com